

Scientific Programming With Python

Luis Pedro Coelho

Lane Center for Computational Biology at CMU

March 23 2011



University of Pittsburgh

Carnegie Mellon

What is scientific programming?

- Numeric heavy
- Visualisation

Numpy

```
import numpy as np
```

This is the **recommended** way to import numpy.

Numpy provides `ndarray`:

- Multidimensional array
- Homogeneous arrays
- Reference semantics
- Arrays, not matrices

Example

```
ones = np.ones(3, dtype=np.float32)
onesc = ones
print ones
ones += 2
print ones
print onesc
```

Example

```
ones = np.ones(3, dtype=np.float32)
onesc = ones
print ones
ones += 2
print ones
print onesc
```

```
[ 1.  1.  1.]
[ 3.  3.  3.]
[ 3.  3.  3.]
```

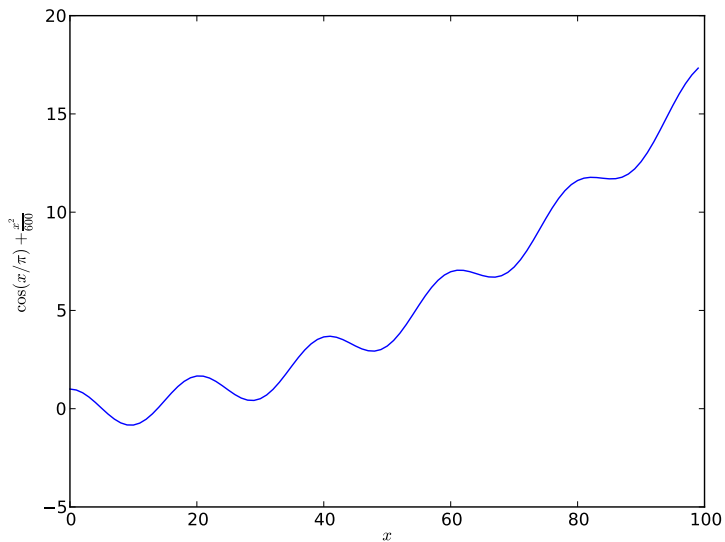
ones is a **1-dimensional** array of 32 bit floats.

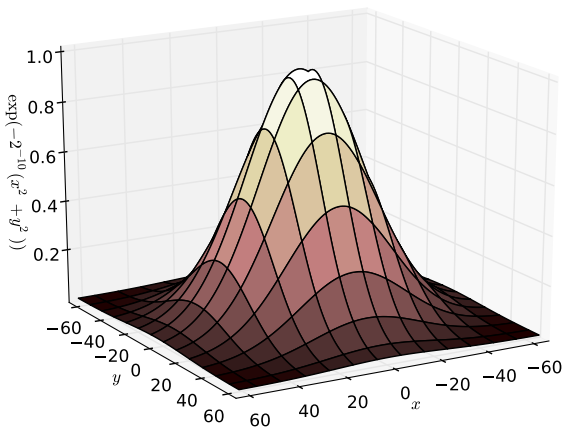
New Example

```
import numpy as np
import matplotlib.pyplot as plt
```

```
X = np.arange(100)
Y = np.cos(X/np.pi)+X**2/600.
```

```
plt.plot(X, Y)
plt.xlabel(r'$x$')
plt.ylabel(r'$\cos x/\pi + \frac{x^2}{600}$')
plt.show()
```





Broadcasting

```
iris = np.array([
    [5.1, 3.5, 1.4, 0.2],
    [4.9, 3.0, 1.4, 0.2],
    \dots])
means = iris.mean(axis=0)
print means
print (iris - means)
```

Broadcasting


```
iris = np.array([
    [5.1, 3.5, 1.4, 0.2],
    [4.9, 3.0, 1.4, 0.2],
    \dots])
means = iris.mean(axis=0)
print means
print (iris - means)
```

```
[ 5.      3.25  1.4    0.2 ]
```

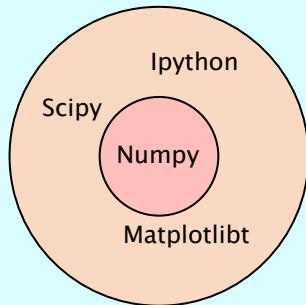
```
[[ 0.1    0.25  0.     0.    ]
 [-0.1   -0.25  0.     0.    ]]
```

`means[0]` is the mean of column 0
`iris - means` subtracts mean per row.

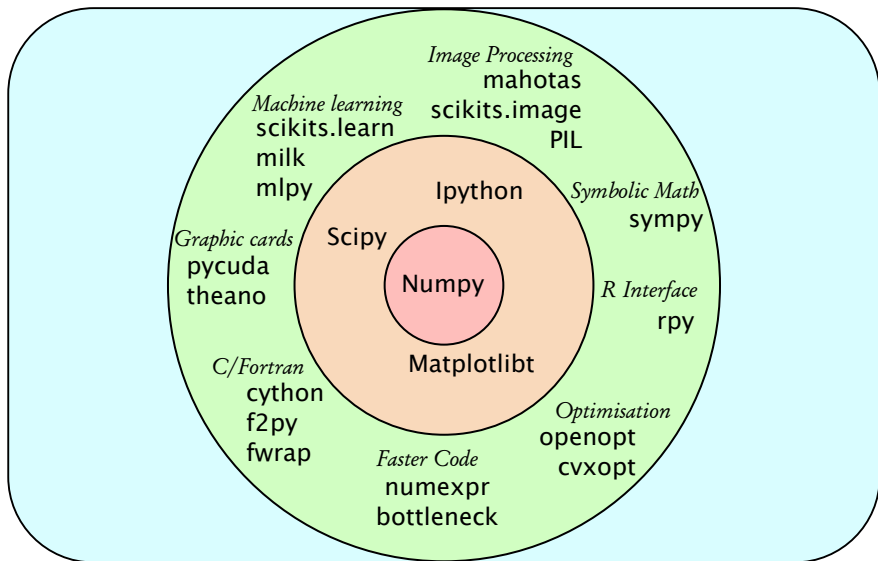
Python Scientific Ecosystem



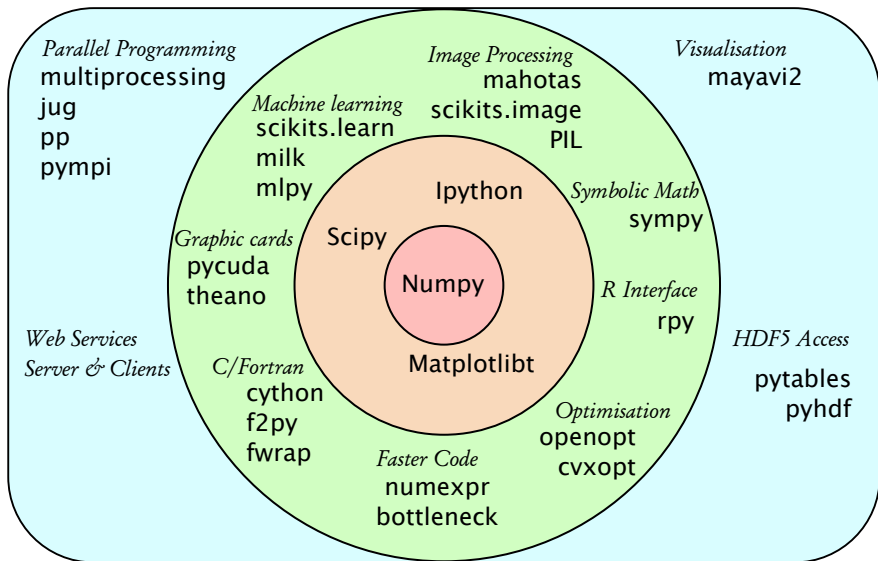
Python Scientific Ecosystem



Python Scientific Ecosystem



Python Scientific Ecosystem



These slides are available at
<http://luispedro.org/talks/2011>

- Numpy: <http://www.numpy.org>
- Scipy: <http://www.scipy.org>
- Matplotlib: <http://matplotlib.sf.net>